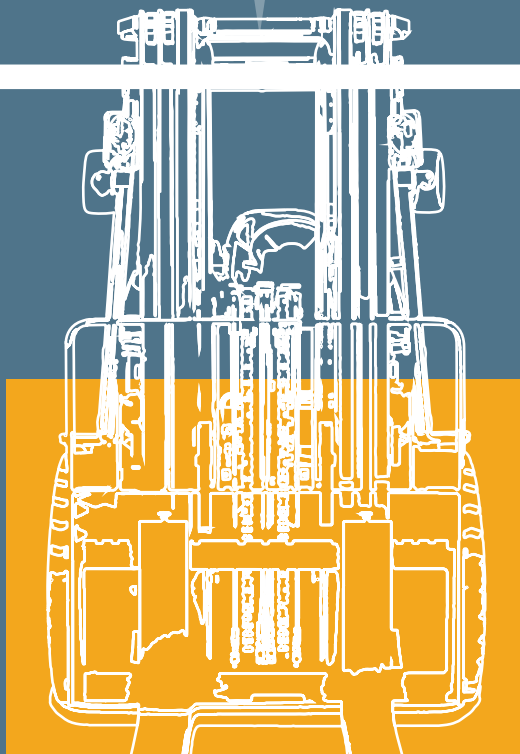


# SAFETY

FRONT & CENTER

Logisnext



# Find The Hidden Message

S A F E T S N O T T U B Y I C  
 H Y D R A U L I C S S T H I E  
 M A S T E T T E R R U T R N P  
 R E S P L O N S I B I T I L I  
 I T Y I O F E A C H C L L P C  
 C I T A M U E N P E O E R E K  
 N O I H S U C R L S S T O W E  
 S T A C K E R E A E R S T O R  
 H C A E R N W G I E E W C A N  
 P U D N A T S D T E V V A E R  
 Y O S T E E R I N G E N R E T  
 C O O L I N G O G O L H T O M  
 E E C N A L A B R E T N U O C  
 A C C E L E R A T O R S A F E  
 E V E R S E K A R B Y D A Y

FIND THE WORDS:

- |             |                |           |          |
|-------------|----------------|-----------|----------|
| Accelerator | Tilt           | Pneumatic | Mast     |
| Cooling     | Turret         | Standup   | Reach    |
| Diesel      | Brakes         | Tow       | Steering |
| Hydraulics  | Counterbalance | Buttons   | Tractor  |
| Picker      | Electric       | Cushion   |          |
| Stacker     | Levers         | Gasoline  |          |

\_\_\_\_\_

\_\_\_\_\_

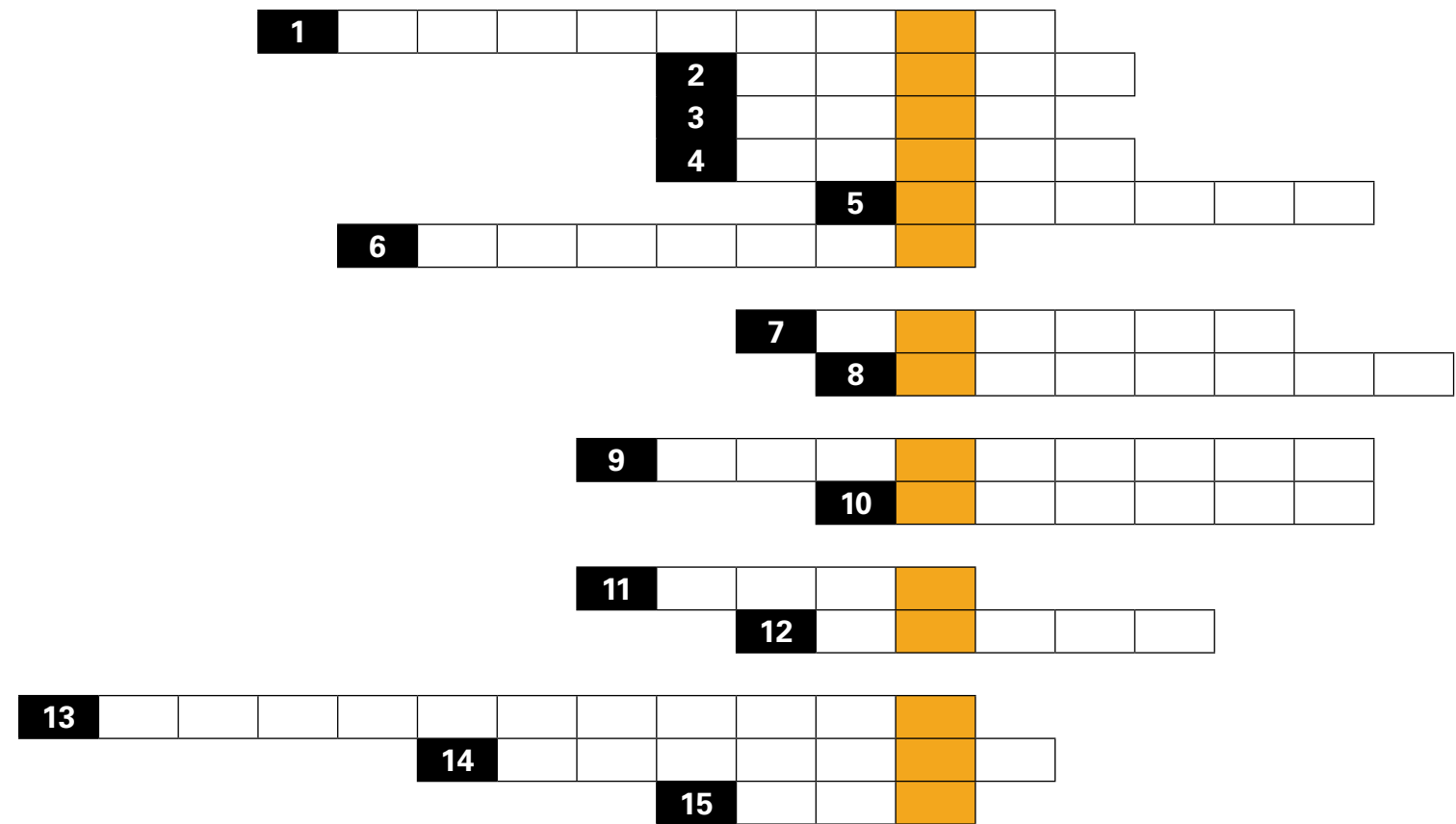
\_\_\_\_\_

\_\_\_\_\_

\_\_\_\_\_

Put the unused letters in the spaces to reveal the hidden message.


# Vertical Words



- The series of items that should be reviewed every day before driving a forklift.
- A forklift that uses a pantograph.
- The action of bringing a load upward.
- The velocity of the forklift.
- The handle on walkie-style forklifts.
- No errors, no defects – we’re committed to \_\_\_\_\_.
- A forklift with a platform that raises the operator up to reach partial loads.
- A forklift where the operator does not sit down.
- Tires used on rough terrain.
- A wooden or plastic platform that holds a load.
- The part of the forklift that determines how high it can lift.
- The part of the forklift that goes into the pallet.
- Being able to count on something to work time and time again.
- Tires for indoor applications.
- Stock Keeping Units

# Safety

By The Numbers




Choose 7 colors to start coloring.

Put them in order from darkest to lightest.

- Use the darkest to fill in number 1, and the next to fill in number 2 and so on.
- You should use the lightest color to fill in number 7.

# Safety

At Every  
Turn




Hint: Draw your line in COLOR



# Which Path

Leads To  
The Load

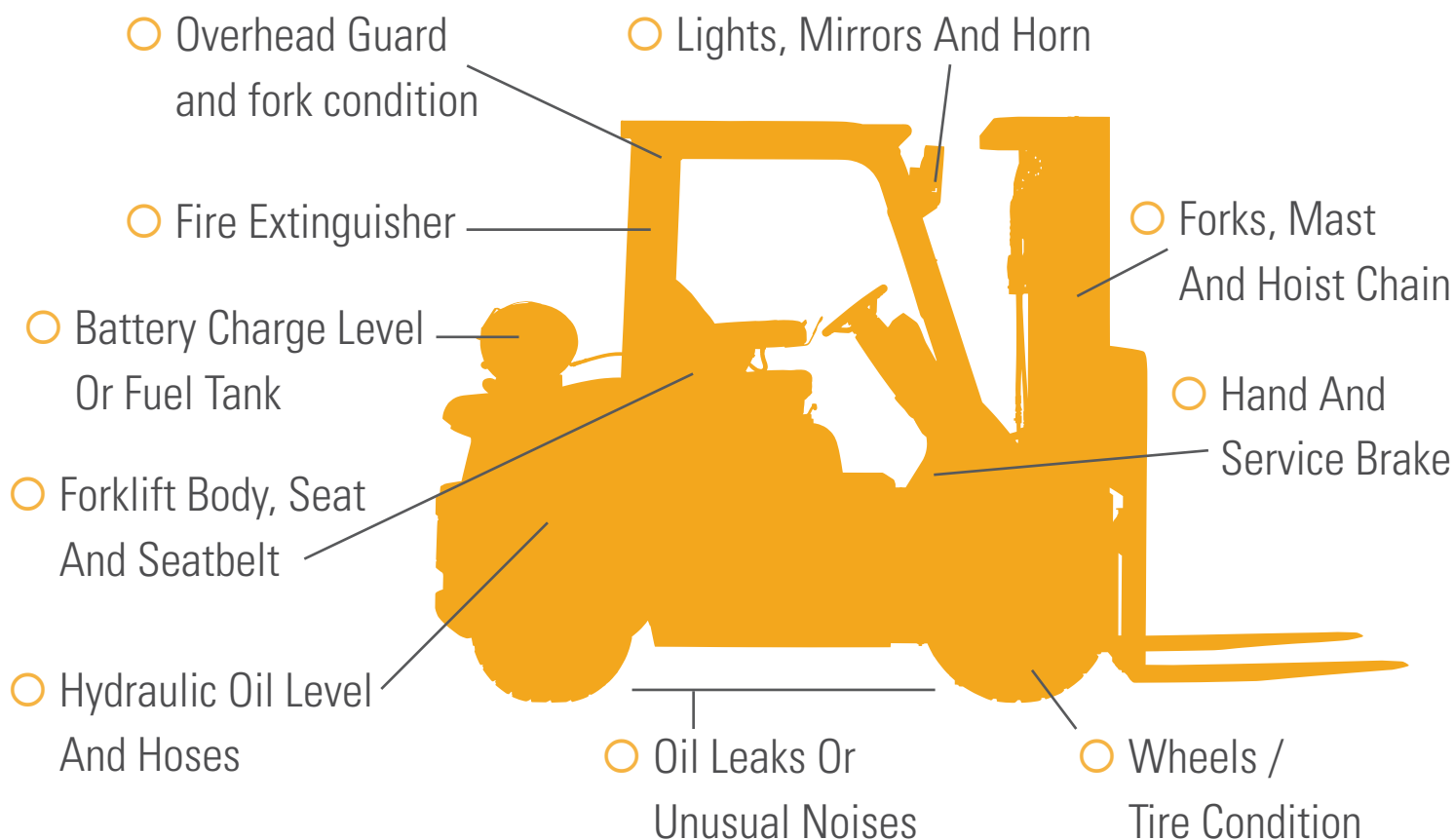


# Connect

The  
Dots



# Logisnext



**LIFT SMART**  
**STAY SAFE**